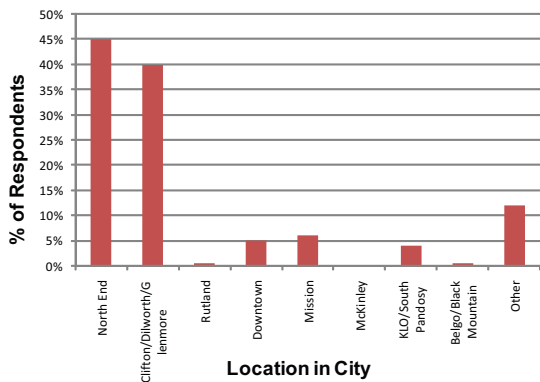


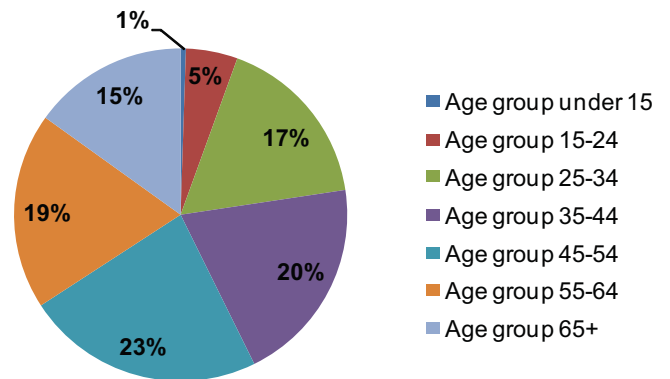
KNOX MOUNTAIN PARK MANAGEMENT PLAN UPDATE

MAY 14, 2009 OPEN HOUSE QUESTIONNAIRE RESULTS SUMMARY

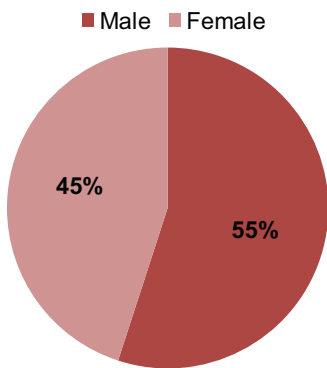
What part of the city do you live in?



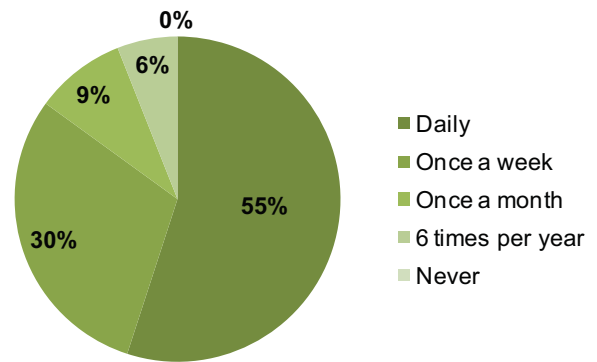
What is your age group?



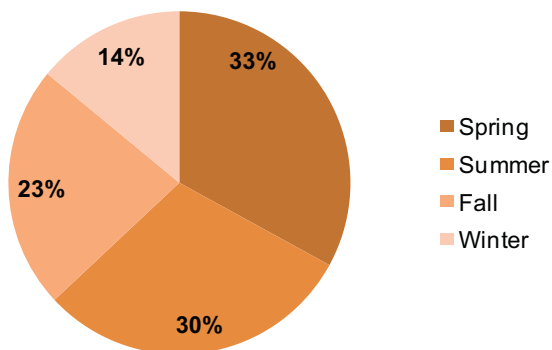
Your gender



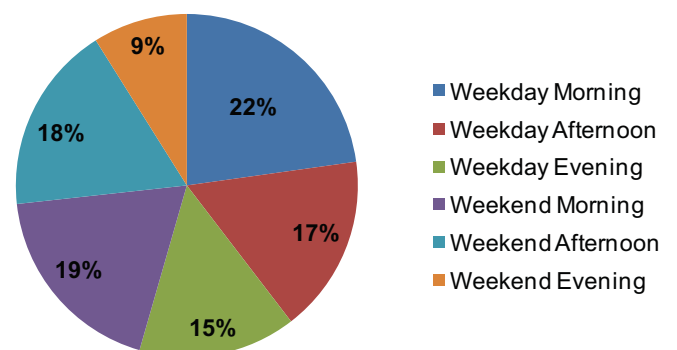
How often do you visit the park?



What time of year do you most often visit the park?

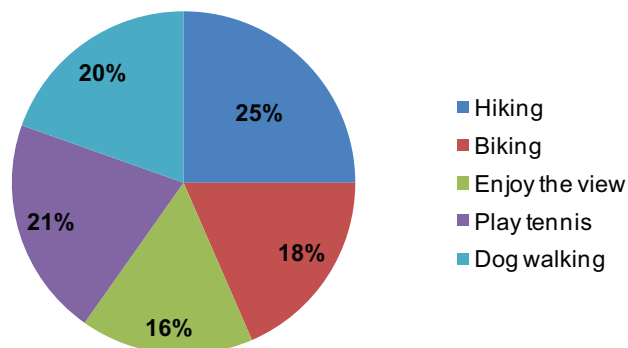


What time of day do you most often visit the park?



OPEN HOUSE QUESTIONNAIRE RESULTS SUMMARY....continued

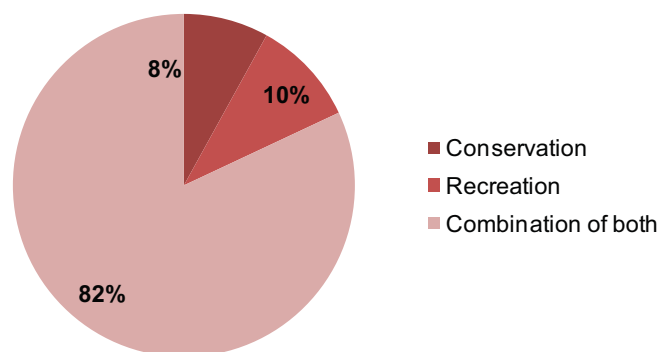
What do you do there?



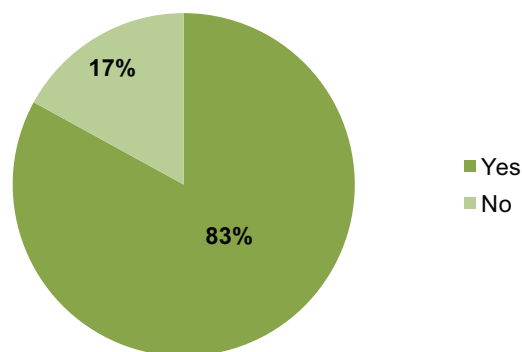
On a scale of 1-5 (5 is highest) rate the following park conditions:

Maintenance	43% said 4 out of 5
Environmental Protection	37% said 3 out of 5
Safety	39% said 4 out of 5

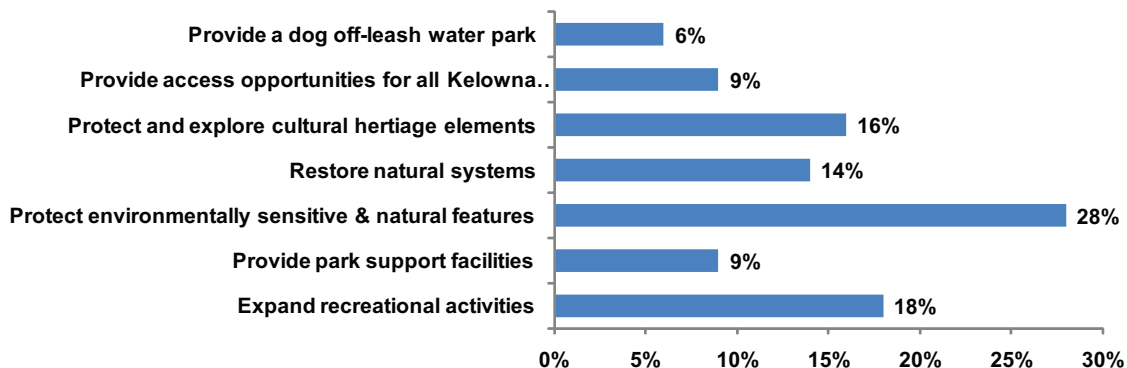
What do you think the purpose of the park should be?



Would you be prepared to support conservation efforts that limit your recreation opportunities?



Prioritize the following 7 statements:

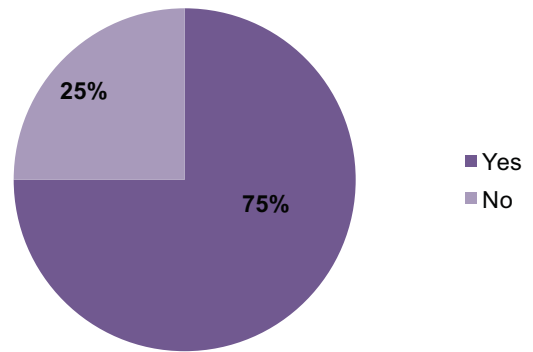


OPEN HOUSE QUESTIONNAIRE RESULTS SUMMARY....continued

On a scale of 1 to 5 (5 is highest), rank the importance of enforcement and compliance monitoring in environmentally sensitive areas

- Scale 5.....47%
- Scale 4.....29%
- Scale 3.....15%
- Scale 2.....5%
- Scale 1.....4%

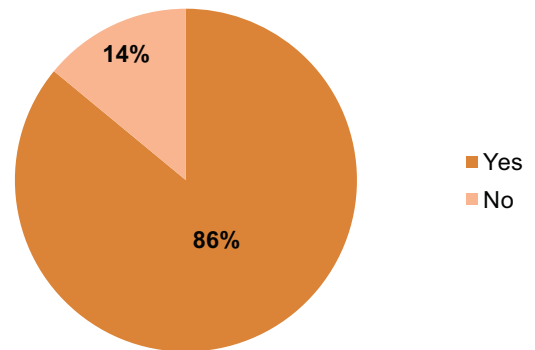
Would you be prepared to support single-use trail designations?



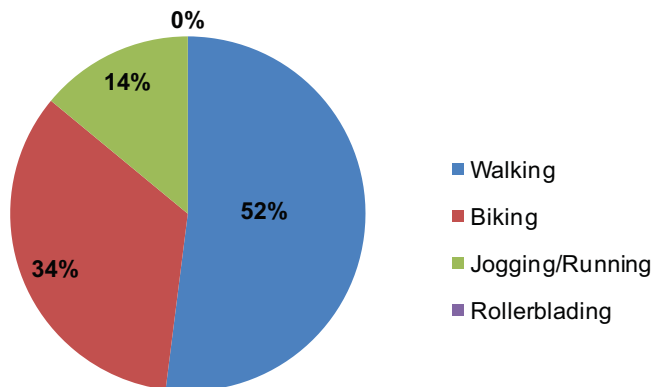
Other than single use trail designations, what suggestions do you have to help eliminate conflicts between different user groups?

- Enforcement of dogs in the park
- Effective signage plan
- Defined trail system
- Enforcement of mountain biking in the park

Would you be prepared to support a tax increase to fund a dedication maintenance crew for Knox Mountain Park?



Your primary activity on the paved surface of Knox Mountain Drive



What is your desired opinion for access to the park for:

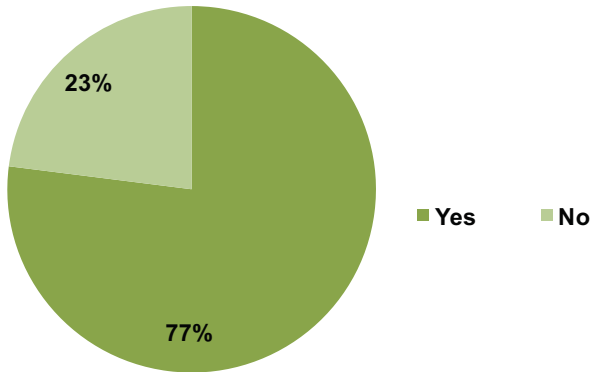
- Cars..... 64% said limited access
- Bicycles..... 51% said full access
- Dogs on-Leash.....58% said full access
- Events.....74% said limited access
- Hiking.....94% said full access

Would you be prepared to pay for:

- Shuttle service to the upper lookout.....Yes 33% **No 67%**
- Parking within park boundaries.....Yes 44% **No 56%**
- A day-use permit.....Yes 21% **No 79%**

OPEN HOUSE QUESTIONNAIRE RESULTS SUMMARY....continued

Are you in favour of daily closures of the road to vehicular traffic above the first lookout?



If no, why?

55% cited concerns about lack of accessibility for all age groups and levels of mobility.

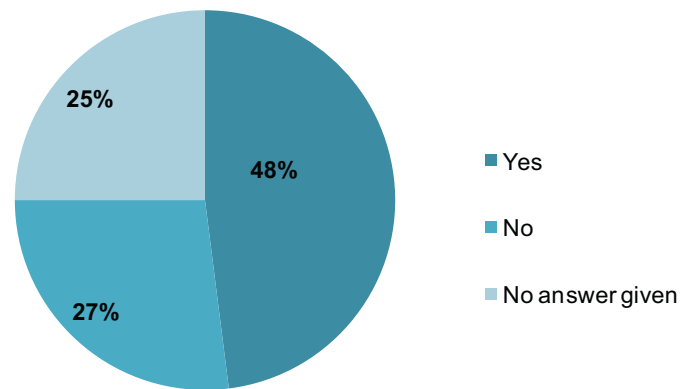
22% felt it important to provide accessibility from a tourism standpoint.

If yes, would you also be in favour of closing the entire road during certain times of the day?

75% respondents preferred morning and evening closures (peak usage times)

If yes, indicate the choices you prefer:

- 15%.... said..... closed all the time
- 12%.... said open.....12:00pm - 8:00pm only
- 10%.... said open..... 7:00am - 5:00pm only
- 8%..... said open..... 8:00am - 6:00pm only
- 7%..... said open.....10:00am - 6:00pm only
- 5%..... said open.....9:00am - 7:00pm only



What specific changes/capital improvements would you like to see?

- 26%..... Trail improvements
- 21%..... Capital improvements including:
 - washrooms
 - parking facilities
 - interpretive centres
 - site furniture (benches)
 - play structures
- 18%..... Various specific improvements
- 13%..... Signage improvements
- 10%..... Park operations and maintenance improvements
 - enforcement
 - weed management
 - protection of environmentally sensitive areas
 - mountain pine beetle m/ment
- 7%..... Status quo - no change required
- 3%..... Mountain bike skills park